

PORTABLE VALVE REPAIR & TESTING

PORTABLE Repair & Testing

VS

TRADITIONAL Repair & Testing

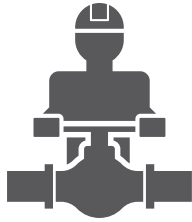
1 Dismantle & repair the valve on-site



2 Test valve on-site



3 Reinstall valve on-site



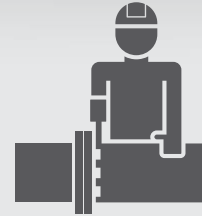
The **CLIMAX** | **CALDER** Result!

- ⌚ More Cost Effective
- ⌚ Faster Repairs
- ⌚ Easier Process
- ⌚ Lower Risk
- ⌚ Better Result
- ⌚ Much More Efficient

=

**LESS
DOWNTIME**


1 Pay to dismantle the valve on-site



2 Pay to transport valve to shop



3 Pay to repair valve at the shop



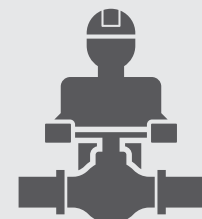
4 Test valve before recirculation



5 Pay to transport valve back on-site



6 Pay to reinstall valve on-site



7 Repeat process if specifications are wrong



 **CLIMAX**

 **BORTECH**  **CALDER**  **H&S TOOL**

climaxportable.com