

Control the Speed of Your Electric BB5000 Boring Machine

Get more control over the rotational speed of your electric BB5000 with the rotational drive controller from Climax.

- Full torque at all speeds
- All solid state construction
- Circuit breaker overload protection
- Push-button start/stop control
- Provides continuously variable bar speeds
- Convenient grab handles
- Weather resistant housing

Lower speed ranges mean smoother finishes, longer tool life, and improved ability to machine larger bores and difficult materials. Slower speeds could let you use HSS tool bits instead of carbide.

Contact your Climax territory manager for complete information.

Ordering Information:

Two models are available; both come with a twist-lock plug on a 15 ft (4.57 m) cord that connects directly to your rotational drive unit.

37517	120VAC
37518	230VAC, CE Approved



CLIMAX GLOBAL LOCATIONS



Call Climax for:

On-site Training




Need some refresher courses in setting up and operating your Climax machine tool?

Special Projects

Climax has been solving complicated on-site machining and welding problems for our customers since 1964.

Rentals

With 16 worldwide rental depot locations, you are never far away from a Climax portable machine tool.

Connect with us:   

World Headquarters

2712 E. Second Street
Newberg, Oregon 97132 USA
Worldwide Telephone: 1.503.538.2185
N. America Toll-Free: 1.800.333.8311
Fax: 1.503.538.7600
Email: info@cpmt.com

European Headquarters

Am Langen Graben 8
52353 Düren, Germany
Telephone: (+49) (0) 2421.9177.0
Fax: (+49) (0) 2421.9177.29
Email: info@cpmt.de